Water Treatment Accessories Series

J









Conductivity Monitor/Controller



CCT-3320V Conductivity monitor

Main technical parameter:

Measure range: 0 ~ 20, 0 ~ 200, 0 ~ 2000, S/cm (external 3.The range is set by the user.
Medium temperature: 5 ~ 5 ℃.
Environmental conditions: temperature 0 ~ 50 ℃,
Relative humidity: ≤ 85% RH or less.
Power supply: AC 220V ± 10% 50Hz.
Dimensions: 48×96×100mm (high x width x depth).
Opening size: 45×91mm (height x width).
Installation mode: panel mounted.



RCT-3220 Resistivity monitor

Main technical parameter:

Measure range: 0 ~ 18.25 M Ω · cm.
Medium temperature: 5 ~ 50 ℃.
Power supply: AC 220V ±10% 50Hz.
Environmental conditions: temperature 0 ~ 50 ℃,
Relative humidity: ≤ 85% RH.
Dimensions: 48×96×100mm (high x width x depth).
Opening size: 45×91mm (height x width).
Installation mode: panel mounted.



RO-2008 Ro program controller

Main technical parameter:

Features and applications:
The typical working mode of many central reverse osmosis system has no water.
Protection, low pressure protection, high pressure protection and alarm function, is a supporting products the small and medium reverse osmosis system.
Automatic control to realize.
Main technical indicators
Sijnal detection (five channels): no water protection, low pressure protection, high pressure protection.
Liquid level protection, external control.
Control port (five channels): raw water pump, high pressure pump, flush valve, impulse.
Wash the valve.
Power supply: AC 220V ±15% 50Hz.
Environmental conditions: temperature 0 ~ 50 ℃,
Relative humidity: ≤ 85% RH
Dimensions: 48×96×100mm (high x width x depth).
Opening size: 45×91mm (height x width).



WLG-8350 Series intelligent network turbine flowmeter

Main technical parameter:

Applicable pipe diameter: DN25 ~ DN2000, also used in non-standard pipe diameter.
Instantaneous value display range: 0 ~ 9999, the decimal point can be set;
Cumulative value display range: 0 ~ 99999999, decimal position can be set;
Working conditions: temperature: 0 ℃ to 50 ℃,
Relative humidity: ≤ 90% RH
Power supply: DC24V (± 4V);
Dimensions: 96×96×103mm (high x width x depth);
Opening size: 91×91mm (height x width); Installation mode: panel mounted.



PH/ORP-8150 Series single/double road intelligent acidity meter + REDOX potential

Main technical parameter:

Measure range: pH: 0 ~ 14pH.
ORP: -1999mV ~ +1999mV.
Temperature: 0 ℃ ~ 99.9 ℃;
Control range: pH 0.00 ~ 14.00; ORP: -1999 ~ +1999mV.
Power supply: DC24V (± 4V);
Environmental conditions: temperature: 0 ~ 50 ℃,
Relative humidity: ≤ 85% RH
Dimensions: 96×96×103mm (high x width x depth)
Opening size: 91×91mm (height x width)
Installation mode: panel mounted.



DCK-8550 Series intelligent network conductivity/resistivity

Main technical parameter:

Measure range of conductivity meter:
0.00-400.0 mu S/cm (configuration 0.1 cm-1 electrode)
0.00-4000 S/cm (configuration 1.0cm-1 electrode)
0 ~ 40.00 mu S/cm (configuration 10.0 cm-1 electrode);
Resistivity meter measuring range: 0.00 ~ 18.25 M Ω · cm (electrode configuration is 0.05 cm - 1)
Temperature measurement range: 0 ~ 50 ℃;
Medium temperature: 5 ~ 50 ℃;
The maximum frequency output is 400 pulses per minute, which is used to drive the metering pump.
Environmental conditions: temperature: 0 ~ 50 ℃;
Humidity: ≤ 90%;
Power supply: DC24V (± 4V);
Dimensions: 96×96×103mm (high x width x depth)
Opening size: 91×91mm (height x width)
Installation mode: panel mounted.

TDS Meter

J

EZ-1 	TDS-01 	TDS-02 	TDS-3 
EZ-2 	EZ-3 	PVC-1 	T-1 	TDS-04 
PH-01 	PH-02 	PH-03 	
PH-04 	PH-05 	PH-07 	PH-08 	

Flow Meter

Panel type flowmeter



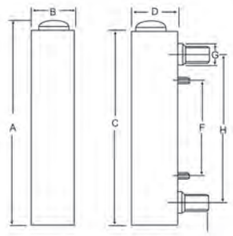

No.	Size							
	A	B	C	D	E	F	G	H
LZM-15ZA	157	32	150	35	25	60	25	110
LZM-15Z	175	32	168	35	25	76	25	127
LZM-25Z	234	45	226	46	33	100	37	160

No.	Measurement range			Port size		Precision
	GPM (Liquid)	LPM (Liquid)	Nm³/H (Gas)			
LZM-15ZA			0.1-1	ZG1/2″	1/2″BSP	
LZM-15Z			0.6-6	ZG1/2″	1/2″BSP	
LZM-15Z		10-100LPH		ZG1/2″	1/2″BSP	
LZM-15Z		16-160LPH		ZG1/2″	1/2″BSP	
LZM-15Z		25-250LPH		ZG1/2″	1/2″BSP	
LZM-15Z	0.1-1	0.5-4	1-10	ZG1/2″	1/2″BSP	
LZM-15Z	0.2-2	1-7	1.6-16	ZG1/2″	1/2″BSP	
LZM-15Z	0.3-3	1-11	2.5-25	ZG1/2″	1/2″BSP	±4%
LZM-15Z	0.5-5	2-18	4-40	ZG1/2″	1/2″BSP	
LZM-25Z	1.-10	5-35	10-100	ZG1″	1″BSP	
LZM-25Z	2-14	10-50	20-100	ZG1″	1″BSP	
LZM-25Z	2-20	10-70	16-160	ZG1″	1″BSP	
LZM-25Z	5-35	10-130	25-250	ZG1″	1″BSP	
LZM-25Z	5-40	10-150	30-300	ZG1″	1″BSP	
LZM-25Z	5-45	10-170	35-350	ZG1″	1″BSP	

Tube type flowmeter



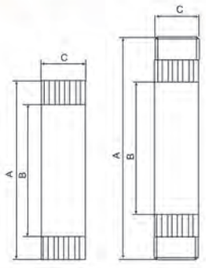

No.	Measurement range			Port size		Precision
	GPM (Liquid)	LPM (Liquid)	Nm³/H (Gas)			
LAM-15G	0.1-1	0.5-4	1-10	G1/2″Inlet	1/2″BSP	
LAM-15G	0.2-2	1-7	1.6-16	G1/2″Inlet	1/2″BSP	
LAM-15G	0.5-5	1.8-18	4-40	G1/2″Inlet	1/2″BSP	
LAM-20G	1-10	4-36	6-60	G3/4″Inlet	3/4″BSP	
LAM-25G	2-20	10-70	16-160	G1″Inlet	1″BSP	
LAM-25G	5-30	20-100	25-250	G1″Inlet	1″BSP	
LAM-25G	5-40	20-150	35-350	G1″Inlet	1″BSP	
LAM-40G	5-30	20-110	25-350	G11/2″Inlet	11/2″BSP	±4%
LAM-40G	5-40	20-150	35-350	G11/2″Inlet	11/2″BSP	
LAM-40G	20-60	80-220	80-400	G11/2″Inlet	11/2″BSP	
LAM-50G	20-80	80-300	100-500	G2″outlet	2″BSP	
LAM-50G	20-100	80-360	120-600	G2″outlet	2″BSP	
LAM-50G	40-100	150-450	300-850	G2″outlet	2″BSP	
LAM-50G	50-150	190-560	400-120	G2″outlet	2″BSP	
LAM-50G	60-200	220-750	500-1400	G2″outlet	2″BSP	

NO.	Size(mm)			
	A	B	C	
LZM-15G	210	180	32	
LZM-20G	278	236	45	
LZM-25G	265	235	51	
LZM-40G	306	235	51	
LZM-50G	380	270	75	



LZS-15-LZ6-65 Product structure drawing

1. Connect pipe
2. Nut
3. "O" seal ring.
4. Upper stop
5. Scale
6. Spinal canal
7. Float
8. Lower stop

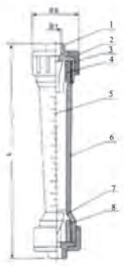

Plastic tube type flowmeter

(Dg) mm	No.	Measuring range		Precision	The condition of the measured medium is allowed	
		Long tube type	Short tube type		Temperature ℃	Pressure MPA
15	LZS-15	10-100L/h	5-50L/h	±4%	0-60	≤0. 6
		16-160L/h	10-100L/h			
		25-250L/h	16-160L/h			
		40-400L/h	25-250L/h			
		60-600L/h	40-400L/h			
			50-500L/h			
			60-600L/h			
			100-1000L/h			
25	LZS-25	100-1000L/h	100-1000L/h			
		160-1600L/h	160-1600L/h			
		250-2500L/h	250-2500L/h			
32	LZS-32		0.4-4m³/h			
			0.6-6m³/h			
50	LZS-50	0.4-4m³/h				
		0.6-6m³/h				
		1-10m³/h	1-10m³/h			
		4-16m³/h	1.6-16m³/h			
65	LZS-65		2.5-16m³/h			
			5-25m³/h			
			8-40m³/h			
			12-60m³/h			
100	LZS-100		14-90m³/h			
			18-120m³/h			
125	LZS-125		25-150m³/h			
			25-180m³/h			

LZS-100-125 Product structure drawing

1. Flange
2. "O" seal ring.
3. Spinal canal
4. Scale
5. Guide bar
6. Float

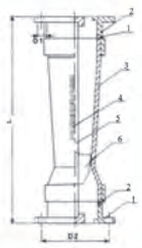

Mounting dimensions

No.	Size(mm)						Suitable pipe (mm)
	Long tube type			Short tube type			
	L	D1	D2	L	D1	D2	
LZS-15	280	20	45	202	20	45	15 or 20
LZS-25	380	32	68	226	32	60	25 or 32
LZS-32				288	40	74	32 or 40
LZS-50	430	63	98	341	63	98	50 or 63
LZS-65				430	75	122	65 or 75
LZS-100	547	17	175	550	Flange connection		100
LZS-125	547	17	205	550	Flange connection		125

LZS-Flowmeter parts material

The spinal canal is AS, connect pipe (flange) nut, upper and lower branch, float AS ABS. LZS-C Long tube type、LZS-D Short tube type.

Pressure Gauge



Diameter	Model	Installiation	Measure Range	Screw Thread	Case material	Accuracy
1 1/2″	Y-40	Bottom connection	0~15Psi ------ 0~3500Psi	1/8″ NPT BSPT BSP M10×1	Steel SS 304 Plastic	±2.5
	Y-40Z	Back connection				
	Y-40ZT	Back connection with border			Steel SS 304	



Diameter	Model	Installiation	Measure Range	Screw Thread	Case material	Accuracy
2″	Y-50	Bottom connection	0~15Psi ------ 0~3500Psi	1/8″ 1/4″ NPT BSPT BSP M14×1.5	Steel SS 304 Plastic	±2.5
	Y-50Z	Back connection				
	Y-50ZT	Back connection with border			Steel SS 304	



Diameter	Model	Installiation	Measure Range	Screw Thread	Case material	Accuracy
2 1/2″	Y-60	Bottom connection	0~15Psi ------ 0~6000Psi	1/8″ 1/4″ NPT BSPT BSP M14×1.5	Steel SS 304 Plastic	±2.5
	Y-60Z	Back connection				
	Y-60ZT	Back connection with border			Steel SS 304	



Diameter	Model	Installiation	Measure Range	Screw Thread	Case material	Accuracy
3″	Y-75	Bottom connection	0~15Psi ------ 0~3500Psi	4 /8″ 3/8″ NPT BSPT BSP M14×1.5	Steel SS 304 Plastic	±2.5
	Y-75Z	Back connection				
	Y-75ZT	Back connection with border			Steel SS 304	



Diameter	Model	Installiation	Measure Range	Screw Thread	Case material	Accuracy
4″	Y-100	Bottom connection	0~15Psi ------ 0~8500Psi	3/8″ 1/2″ NPT BSPT BSP M20×1.5	Steel SS 304 Plastic	±1.6
	Y-100Z	Back connection				
	Y-100ZT	Back connection with border			Steel SS 304	



Diameter	Model	Installiation	Measure Range	Screw Thread	Case material	Accuracy
6″	Y-150	Bottom connection	0~15Psi ------ 0~8500Psi	3/8″ 1/2″ NPT BSPT BSP M20×1.5	Steel SS 304 Plastic	±1.6
	Y-150Z	Back connection				
	Y-150ZT	Back connection with border			Steel SS 304	

Other Accessories

J

Bypass Valve



Solenoid Valve



Chemical Tank



Resin



Carbon Media



Quartz Sand Media



Dosing Pump (SEKO)



Dosing Pump (MiltonRoy)



Dosing Pump (Pulsafeeder)



Industrial RO membrane



Victaulic Couplings



Brine Tank



EDI



Stainless Steel Water Tank



Philips UV Lamp



CNP High Pressure Pump

